

# *Humidity Controls Air Conditioner Hydronic Wall Type Fan Coil Unit*

The first humidity control air conditioner without additional electric heater and humidifier.



*With ENERCOV's  
temperature & humidity  
process controller*

Design for household and commercial building  
or where humidity control is required.



## **WCH Series**

DC Motor, cooling capacity range 3.7 - 10.1 kW

# WCH Series

## ENERCOV air conditioner for humidity control

WCH series, Air conditioner system for special function room application to maintain environment such as temperature and humidity at desirable range. Chilled water fan coil unit (FCU) is wall type installation and connected with proportional type control valve (0-10Vdc). Chilled water supply temperature shall be provided 7.2 deg C or below which is suitable within air conditioning comfort range of human being.

## Micro-processor controls

Intelligent temperture & humidity controller with completed adaptive PID algorithm or FUZZY algorithm provide very precise room parameters. It consists of display unit, temperature & relative humidity sensor, controller and fan motor speed control. LCD display on the display unit shows real time actual temperature and relative humidity.

## Display unit functions



Dim : 87Wx87Hx20D mm.  
Wall mount



Heating Element On/Off



Temperature and Humidity Control Mode



Cooling Control Mode

**FILTER** Filter Clog Indicator (if applied)

**ALARM** Unit Alarm Indicator

**FAN AUTO** Fan Automatic Status Indicator

**PROGM** Programmable Mode

**25.0°C** Actual Room Temperature or Setpoint Indicator

**50 %RH** Actual Room Humidity or Setpoint Indicator

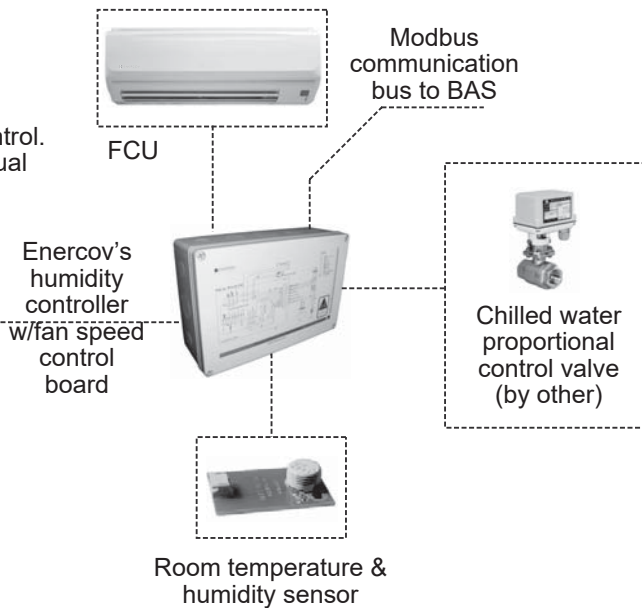
**Fan Speed Running Indicator**



Function Keypads



Wireless Remote Control

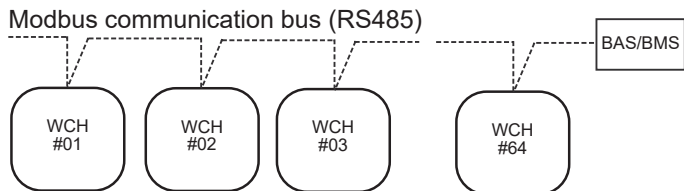


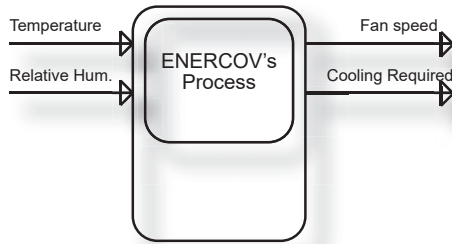
## Control Functions

1. Room temp. & humidity are controlled by adaptive PID algorithm.
2. Cooling mode and temperature/humidity control mode selectable.
3. Aux HEATER lights up means hot gas reheat coil energized.
4. Room temperature and relative humidity real time display
5. Supply air fan can config to vary speed to maintain room condition by automatically.
6. Room sensors faulty alarm codes.
7. Room temperature & humidity sensors calibration is also available.
8. Proportional, integral gain and calculation time are configurable.
9. FCU fan minimum speed is configurable.
10. Alarm display codes.
11. Electrical heater protection cut off system. (option)
12. Pre-configuration programmable software.
13. Modbus interface port for BAS communication (option).

## Network Management (option, max 64 CSHs/loop)

WCH's controller can communicate with BAS or BMS by modbus protocol, max 64 nodes per loop and 300 meters length.





Very accurate temperature & humidity controls.

**+/-5%RH**

Very accurate room humidity result  
(Based on sensible load 20 - 100% variation.)

## Cooling coil characteristic

When adjusting chilled water cooling coil flow rate and fan speed together, we can get cooling capacity in term of sensible capacity and latent capacity changing according to percent opening of chilled water control valve and airflow rate of cooling coil. From that relationship, we can conclude the feature of parameters responding upon adjust water flow and air flow rate through cooling coil as followings;

- > Increase fan speed -> T drops, H increases
- > Reduce fan speed -> T increases, H drops
- > Increase % valve -> T drops, H drops
- > Reduce % valve -> T increases, H increases

T is temperature and H is humidity. Room temperature is standing for sensible heat load. Room humidity is standing for latent load. That means if we regulate air flow rate and water flow rate at proper quantities according room sensible and latent load, we can control room temperature and humidity at desired setpoint without additional heating element or humidifier. This is ENERCOV's process to maintain room temperature and humidity very constantly.

There are two factors to reducing lower room humidity or dewpoint temperature by reduce supply chilled water temperature or increasing chilled water flow rate. However, if chilled water supply temperature is 7.2 C, we can get room temperature 23.0 - 25.0 C at humidity below 60%RH approximately depending on room heat load and fresh air intake quantity.

## Conventional controls algorithm

Controls algorithm of general feedback control is called proportion, integral and differential (PID) loop. The PID control loop is very common used for various HVAC or others application. However, PID loop is a single input and single output parameter. It is not suitable for multiple inputs/outputs parameters. In this case, room temperature and relative humidity are changed when adjusting fan speed. In the same way, room temperature and relative humidity are also changed when adjusts water flow rate. This system has multiple inputs (room temperature and relative humidity) and multiple outputs (fan speed and %valve opening). Normal PID control loop can not support this application.

## ENERCOV's process algorithm

It is higher level of control loop which is developed from single PID control loop. ENERCOV's process algorithm shall has dual PID control loops to minimize an error of temperature and humidity. Some time is called adaptive PID optimization control system or FUZZY algorithm which is suitable for multiple inputs/outputs system. The ENERCOV's process algorithm is developed to control room temperature and relative humidity by varing supply air fan and chilled water flow rate. The result of this control algorithm is very precise of room condition as required without additional waste energy devices such as electric heater or humidifier.

With this smart algorithm, energy saving is higher than 50% when compared to conventional humidity control air conditioner. Further, room condition will always maintain within human being comfort zone.

## Technical specification (DC Motor)

| Fan Coil Model                |                        | Unit                      | WCH012                | WCH018                | WCH024        | WCH030       | WCH034       |        |
|-------------------------------|------------------------|---------------------------|-----------------------|-----------------------|---------------|--------------|--------------|--------|
| Air Flow                      | Max Speed              | CMH                       | 684                   | 1116                  | 1620          | 1692         | 1944         |        |
|                               | Max Speed              | CFM                       | 403                   | 657                   | 954           | 996          | 1144         |        |
| Cooling mode                  | Turbo Speed            | Total Cooling Capacity    | kW                    | 3.73                  | 6.10          | 7.44         | 9.31         | 10.12  |
|                               |                        |                           | BTU/H                 | 12713                 | 20819         | 25392        | 31775        | 34539  |
|                               |                        | Sensible Cooling Capacity | kW                    | 2.51                  | 4.17          | 5.08         | 6.25         | 6.83   |
|                               |                        | Water Flow Rate           | l/s                   | 0.18                  | 0.29          | 0.36         | 0.44         | 0.48   |
|                               |                        | Pressure Drop             | kPa                   | 31.30                 | 38.40         | 27.40        | 30.00        | 28.80  |
| Noise                         | Sound Pressure Levels  | Max Speed                 | dB(A)                 | 44                    | 46            | 47           | 47           | 49     |
|                               |                        | Medium Speed              | dB(A)                 | 37                    | 40            | 44           | 41           | 47     |
|                               |                        | Low Speed                 | dB(A)                 | 34                    | 36            | 42           | 38           | 41     |
| Electricity                   | Power Input            | Max Speed                 | W                     | 30                    | 87            | 2x35         | 2x35         | 2x35   |
|                               | Current Input          | Max Speed                 | A                     | 0.35                  | 1.05          | 2x0.36       | 2x0.36       | 2x0.36 |
|                               | Power                  | Supply                    | -                     | 220-240 V / 1 / 50 Hz |               |              |              |        |
| Aux. Electric Heater (Option) | Total Heating Capacity | W                         | 300                   | 500                   | 750           | 750          | 900          |        |
|                               | Power Supply           | -                         | 220-240 V / 1 / 50 Hz |                       |               |              |              |        |
|                               | Current                | A                         | 1.36                  | 2.27                  | 3.41          | 3.41         | 4.09         |        |
| Fan                           | Type                   | -                         | Cross Flow Fan        |                       |               |              |              |        |
|                               | Dia.                   | mm.                       | 106                   |                       | 120           |              |              |        |
|                               | Length                 | mm.                       | 642                   |                       | 577           |              |              |        |
|                               | Qty                    |                           | 1                     |                       | 2             |              |              |        |
| Evaporating Coil              | Face Area              | sq.m                      | 0.2142                | 0.3284                | 0.3843        | 0.5636       | 0.5636       |        |
|                               | No. of Rows            | -                         | 2                     |                       |               |              |              |        |
|                               | Fin Type/Fin Pitch     | -                         | Louver Fin / 1.21     |                       |               |              |              |        |
|                               | Tube Diameter          | mm.                       | 7.0 Smooth Tube       |                       |               |              |              |        |
| Water Pipe Connection         | Diameter               | In.                       | 1/2 (Nominal)         |                       | 3/4 (Nominal) |              |              |        |
| Drain Pipe                    | Diameter (OD)          | mm.                       | 16                    |                       |               |              |              |        |
| Dimensions without Packing    | Main Unit (HxWxD)      | mm.                       | 315x824x230           | 315x1150x230          | 380x1550x370  | 380x1550x370 | 380x1550x370 |        |
| Net Weight                    | Main Unit              | Kg.                       | 12                    | 17                    | 24            | 27           | 29           |        |

Note : - Technical specifications are subject to change without prior notice.  
 - Cooling capacity based on chilled water temperature 7°C/12°C and air on coil 27CDB/19CWB.



WCH012 - WCH018



WCH024 - WCH034

**Enercov (Thailand) Co.,Ltd.**  
 42/40 Moo 5, Lamlukka, A. Lamlukka,  
 Pathumthani 12150, Thailand  
 Phone : (662) 199-2611-18  
 Fax : (662) 199-2619

**Enercov (Singapore) PTE LTD**  
 80 Genting Lane, #06-02 Genting Block,  
 Ruby Industrial Complex, Singapore 349565  
 Phone : (65) 6746-8886  
 Fax : (65) 6745-2678