


Heat Recovery Unit Air Cooled Condenser For Precision Temperature & Humidity Control

ENERCOV EV Series,

The best solution to improve room humidity and temperature as per your requirement. ENERCOV EV series are very flexible to design wide range of saturated suction temperature (SST) and saturated condensing temperature (SCT). This capability means lower sensible heat ratio controllable and selectable based on each application.

EV Series are providing standard full safety functions to improve operation reliability such as high/low pressure controls, suction accumulator and liquid receiver tank including desuperheat TXV as standard equipments.



EV Series

Air cooled condensing unit
for HVAC heat recovery application
cooling capacity 34 - 165 kW
R22 & R407C

Total solution to create the perfect climate as per your needed.

www.enercov.com

EV-Series Accessories Component



3 Way Hot Gas Modulating Valve



Hot Gas Bypass Valve (HGBP)



High Temperature Solenoid Valve



Compressor Variable Speed Drive (VSD) 30-50 Hz (Option)

Hot Gas Modulating Valve

Valves with magnetic actuator for modulating capacity control of refrigeration units of ENERCOV's heat recovery system for room temperature and relative humidity control application. Hot gas modulating valve is high accuracy, high resolution, short positioning time, hermetically sealed, versatile electrical interface, low friction, robust and maintenance free.

Hot Gas Bypass Valve (HGBP)

HGBP is designed for system capacity control. On many air conditioning and refrigeration systems it is desirable to limit the minimum evaporating pressure during periods of low load either to prevent coil icing or to avoid operating the compressor at a lower suction pressure than it was designed to operate. This feature will prevent compressor cycling on/off and maintain very accurate of room temperature and humidity.

High Temperature Solenoid Valve

Solenoid valve is also the one of refrigerant flow management devices such as hot gas bypass on/off control. The solenoid valve is controlled by DDC controller in the function of cooling, heating, dehumidifying and humidifying mode.

Compressor Speed Control By VSD (Option)

Compressor VSD is the one of very efficiency device for compressor capacity control. When adjust compressor speed, we can manage saturated suction temperature which is effect to supply air dew point and sensible capacity of the cooling coil. That mean the cooling coil's sensible and latent capacity are varied upon heat load condition.

General Technical Specification

Outdoor Unit Model		Unit	EV110	EV150	EV200	EV250	EV280	EV380	EV500	EV580	
Cooling capacity*		kW	34.20	44.60	56.80	74.72	82.41	108.72	151.00	167.40	
		Btu/hr	116,720	152,220	193,857	255,017	281,263	371,058	515,358	571,331	
Reheat capacity	T0, T1	kW	-	-	-	-	-	-	-	-	
	T2	kW	43.00	55.00	72.00	94.00	105.00	136.00	191.00	212.00	
	T3	kW	44.40	57.90	73.80	96.00	107.00	140.00	196.00	217.00	
Hot gas reheat valve	T0, T1	-	N/A								
	T2	-	Hot gas solenoid valve (on/off)								
	T3	-	3 way modulating hot gas valve (Proportional)								
Capacity controls device	T0	-	Mechanical hot gas bypass valve (MHGBP) or Unloader								
	T1, T2, T3	-	Mechanical/Electronic hot gas bypass valve (MHGBP/EHGBP) & Unloader								
Capacity controls range	MHGBP	%	60-100%	60-100%	30-100%	40-100%	45-100%	50-100%	40-100%	45-100%	
	EHGBP	%	30-100%	40-100%	10-100%	10-100%	15-100%	20-100%	10-100%	15-100%	
	W/VSD	%	Option	Option	5-100%	5-100%	10-100%	10-100%	5-100%	10-100%	
Power source		V/Ph/Hz	380/3/50								
Minimum/Maximum voltage range		Volt	342/415								
Minimum circuit amps		Amps	30.00	45.00	54.60	65.90	71.50	102.50	117.25	127.35	
Max. overcurrent protection		Amps	50	70	90	110	125	175	200	250	
Compressor Rated Load Amps		Amps(each)	22.3	32.0	37.3	48.9	53.4	78.2	48.9	53.4	
Compressor power input		kW	10.2	13.6	17.9	23.6	25.6	37.1	48.3	53.9	
Refrigerant		-	R-22 (R407C Option)								
No. of compressor		-	1						2		
Compressor type		-	Hermetic Scroll			Semi-Hermetic Reciprocating					
Suction accumulator		-	Option								
Suction gas cooled TXV		-	Option								
No. of refrigerant circuit(s)		-	1						2		
CDU Fan	Type	-	Propeller Fan Direct Drive								
	Fan control	-	Fan control speed (FCS) module				Fan VSD				
	Power source	V/Ph/Hz	220/1/50				380/3/50				
	Motor RLA	Amps(each)	5.1				2.4				
	Fan power input	Watts	1,100			1,800			4,030		
	No. of fan(s)	-	1		2			3		3	
	Fan diameter	mm	810								
	Air flow	CMH	-		34,000		36,000		39,500		56,000
Condenser Coil		-	Aluminium fins/Copper tube								
	No. of row(s)	-	-		1.5		3				
	Fins per inch	FPI	-								
	Face area	sq.m	-			4.00		5.00		6.80	
Unit dimension	Height	mm.	1,050	1150	-			1,282	-		
	Width	mm.	1,040	1050	-			2,200	3,330		
	Depth	mm.	1,080	1190	-			1,610	1,615		
	Starter	-	Direct On Line			Part Winding					
Approx. net operating weight		kg	280	320	554	613	650	681	925	1,066	
Pipe conn. Liquid,Suction		inch	5/8,1-1/8	5/8,1-3/8	7/8,1-5/8		7/8,2-1/8		2x(7/8,1-5/8)	2x(7/8,2-1/8)	
Pipe conn. Reheat Coil (in & out)		inch	7/8		1-1/8		1-1/8		2x1-1/8	2x1-1/8	

Note : - Technical specifications are subject to change without prior notice.

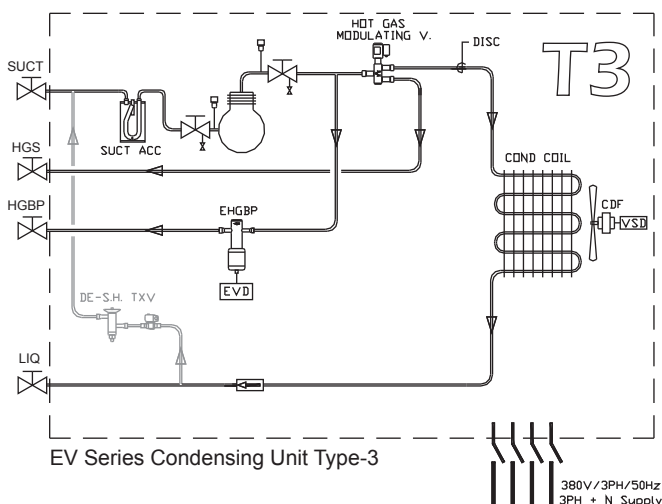
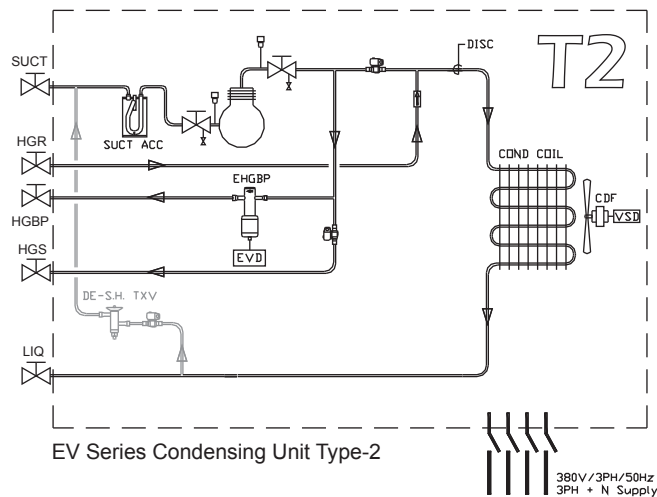
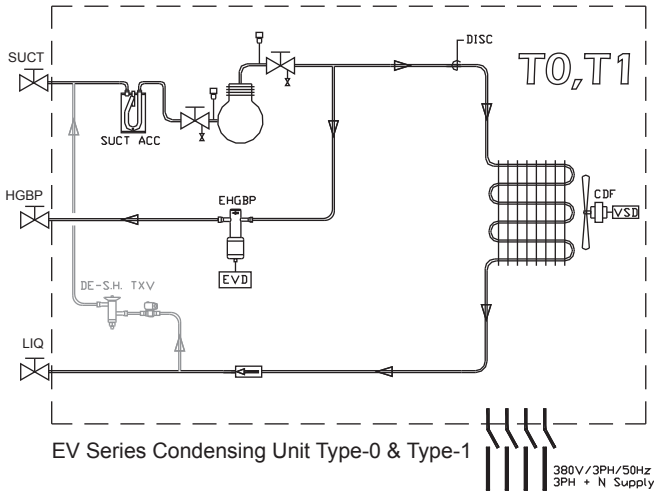
- Cooling capacity based on 35°C outdoor air and saturated suction temperature 7.2°C.

EV-Series Heat Recovery Application

High quality casing, compressor, hot gas modulating valve, HGBP, de-superheat TXV and suction accumulator for heat recovery system application.

- High operating performance
- Compressor oil-free maintenance
- High system application flexibility
- Energy saving

Refrigerant Diagram



FEATURES & BENEFITS

System components

ENERCOV EV series are designed and built to new innovation. EV series are consists of the scroll compressor providing with selectable electronic hot gas bypass (EHGBP) or mechanical hot gas bypass valve, 3 way modulating valve or on/off type solenoid valve for hot gas reheat coil, suction gas cooled TXV and suction accumulator to improve very efficient of cooling/heating/humidifying/dehumidifying technology and provides trouble-free operation. The cabinets are constructed of heavy zinc coated galvanized steel. Chemically cleaned and phosphatized to bond the specially formulated corrosion inhibiting, polyester powder coating. All materials are protected to ensure long life, good looks, and corrosion resistance.

Reliable operation

Building owners will appreciate the high unit EERs (Energy Efficiency Ratios) offered by the SPA-series. These units provide greater efficiency than similar units in the marketplace, which translates into year-round operating savings.

TYPE OF APPLICATION

EV-Series Type-1

Hot gas bypass valve is installed within condensing unit to bypass refrigerant to evaporator after TXV. Mechanical HGBP is applied for normal application to reduce compressor capacity during partial load. However, electronic HGBP is also operate as the same function, but higher accuracy and lowest 5% partial load controllable. Suction gas cool (SGC) TXV will maintain refrigerant suction temperature not higher than 18 deg C to prevent compressor high discharge superheat gas.

EV-Series Type-2

This type application similar to type-1 with additional on/off function of 2 solenoid valves for hot gas reheat coil of REHEAT function of humidity controls. Solenoid valves are operated as heating and dehumidifying function. The heating coil of this type can operate either on/off nor pulse width modulating (PWM) feature.

EV-Series Type-3

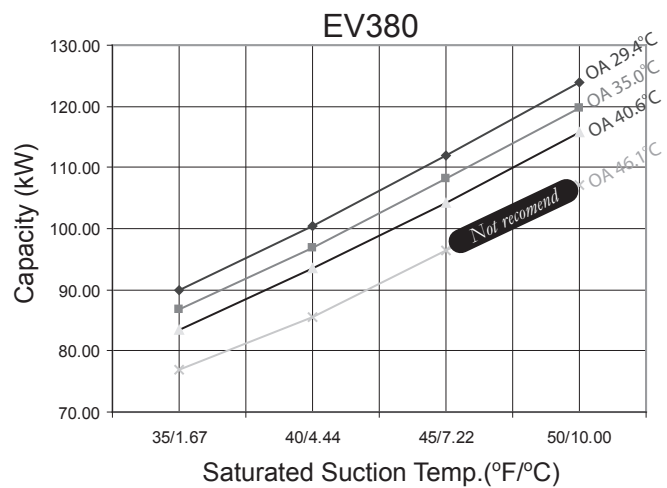
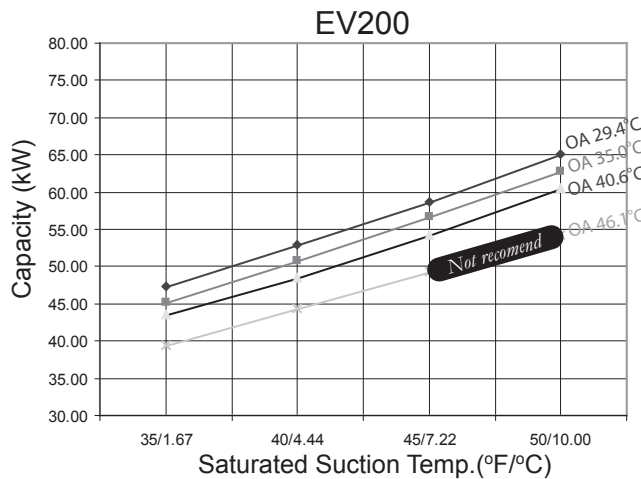
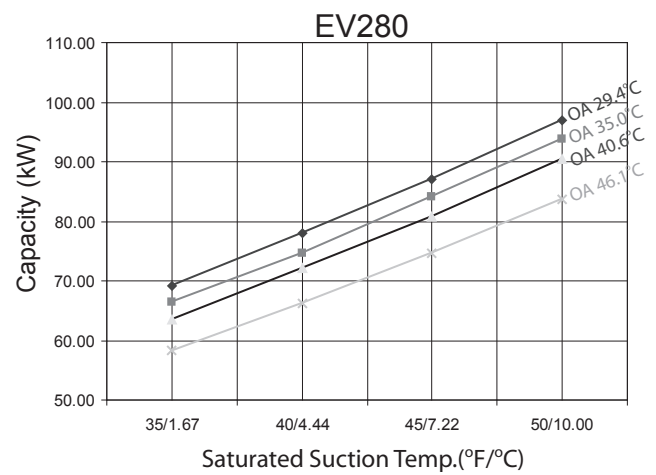
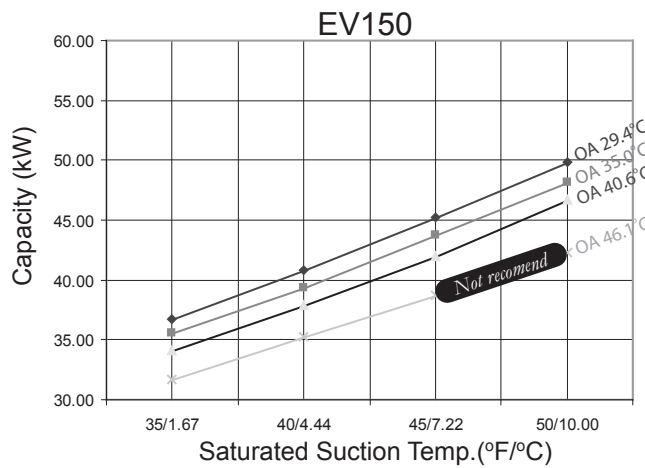
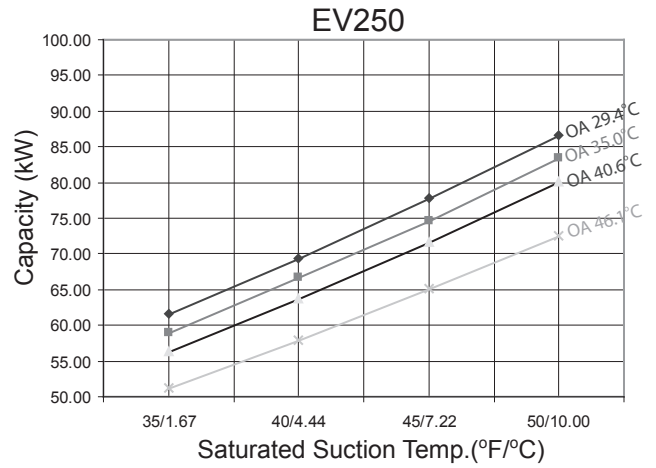
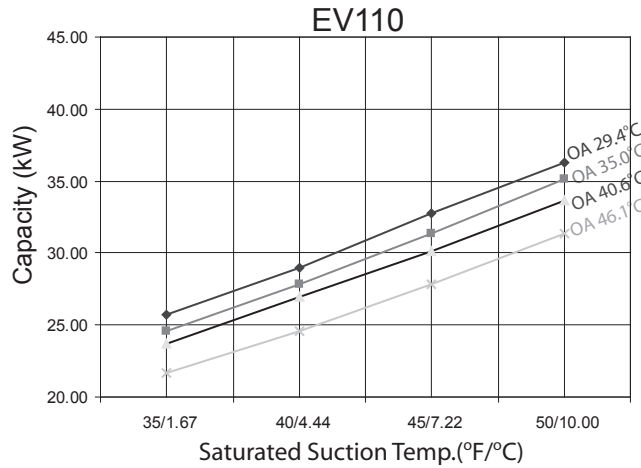
This type application similar to type-1 with 3 way hot gas modulating valve. The hot gas reheat coil is controlled by 3 way modulating valve and can be designed as auxiliary condenser in either parallel or series. The maximum heating capacity of hot gas reheat coil is approximate cooling coil capacity 100%. Heating capacity is regulated in proportional from 0 to 100% adjustable. Temperature and relative humidity are controlled by this heat recovery system can be maintained very precisely and saving energy. The condenser fan speed is varied to control high side pressure of discharge refrigerant. This type can apply for low ambient temperature at minimum -10°C.

Symbols

	Compressor		Temp. sensing bulb
	Filter drier		Solenoid valve
	Compressor discharge valve		Expansion valve
	Compressor suction valve		Accumulator
	Pressure transducer		Service valve
	Hot gas bypass regulator		Check valve
			3 way solenoid valve

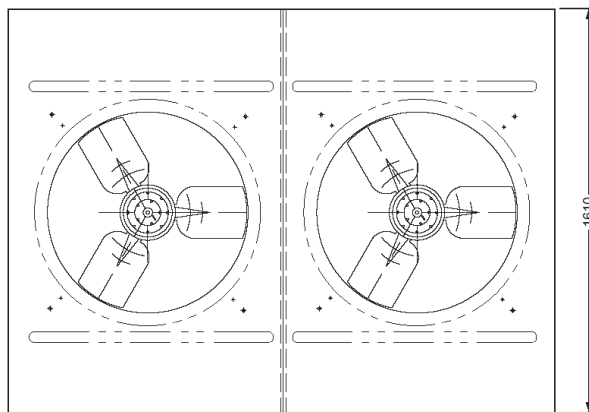
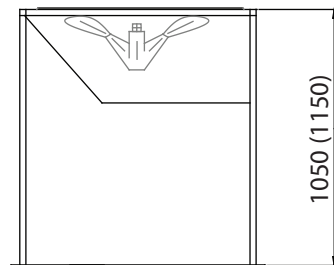
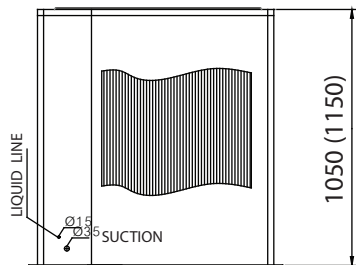
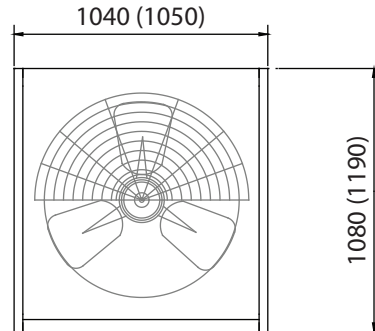
EV Series

Performance Curve

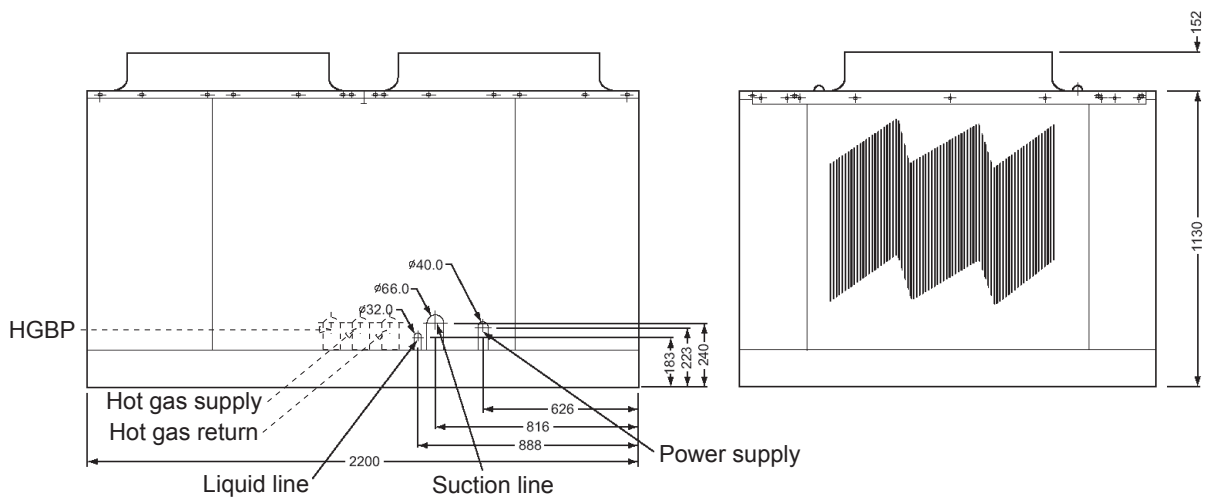


Note : Model EV500 performance curve is approx 2 units of EV250. Model EV580 performance is approx 2 units of EV280.

EV110 - 150



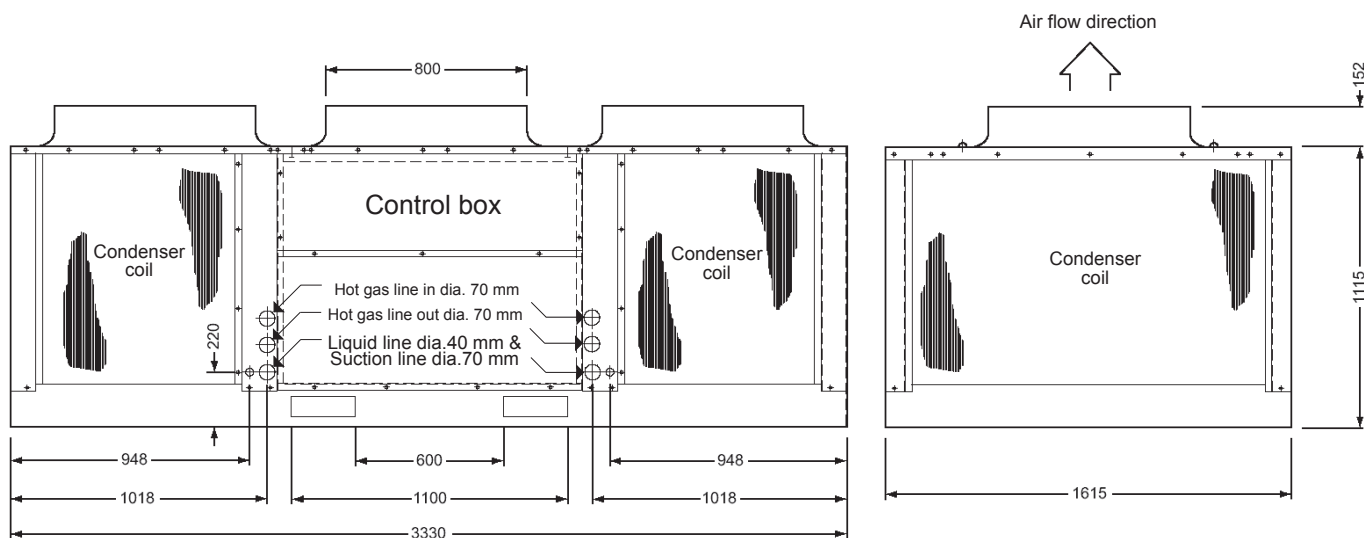
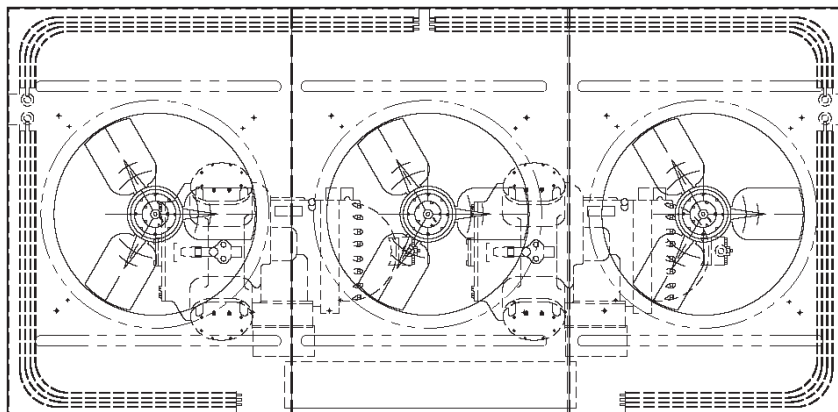
EV200-380



EV Series

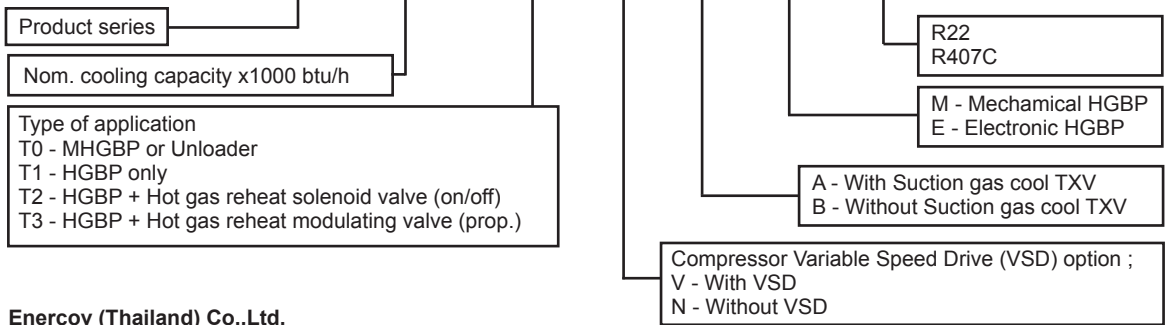
Unit Dimension

EV500-580



Product Nomenclature

EV 250 - T1 - V - A - M - R22



Enercov (Thailand) Co.,Ltd.
 48/259 Moo 1, Ramkhamhaeng Road,
 Saphansung, Bangkok, Thailand 10240
 Phone : (662) 372-3004-6
 Fax : (662) 372-3007

Enercov (Singapore) PTE LTD
 80 Genting Lane, #06-02 Genting Block,
 Ruby Industrial Complex, Singapore 349565
 Phone : (65) 6746-8886
 Fax : (65) 6745-2678